

# **EHF M18 EURO 2022**

# **QUALITATIVE ANALYSIS**

*04 – 14 August 2022 Podgorica,  
Montenegro*

*Alexandru Acsinte/ROU*

## Table of Content

|                           |    |
|---------------------------|----|
| Introduction .....        | 3  |
| Quantitative Aspects..... | 3  |
| Qualitative Aspects ..... | 4  |
| Game phase .....          | 7  |
| Offence.....              | 7  |
| Defence .....             | 8  |
| Trend analysis .....      | 9  |
| Outstanding players.....  | 12 |
| Conclusions .....         | 13 |
| References .....          | 13 |

## Introduction

In this material we will present an analysis of the M18 EHF EURO MONTENEGRO Event, which took place on 04 – 14. 08. 2022. The teams analyzed were: ESP, SWE, GER, HUN, CRO, DEN, NOR, POR, FAR, ISL, SLO, MNE, SRB, FRA, POL, ITA in the final phase of the competition, meaning the ranked matches, the semifinals and the finals.

## Quantitative Aspects

Interesting aspects to be mentioned are that the Top Scorer, Mittun Oli, and the Best Goalkeeper, Lacok Aleksandar, are from the Faroe Islands, finished on the 9<sup>th</sup> position.

[M18 EHF EURO 2022 Montenegro \(eurohandball.com\)](https://eurohandball.com).

The highest scores recorded in the competition phases mentioned above are: POL vs ITA (39 – 33) – 15<sup>th</sup> and 16<sup>th</sup> place match, POR vs NOR (30-35), 7<sup>th</sup> and 8<sup>th</sup> place match and ESP vs SWE (34 – 32), The Final. So, first, middle, and last places matches.

The best GK efficiency is recorded at 6 played matches GK, 33.1%, the lowest at 7 played matches, 25.1%. We cannot say that this is a direct correlation between the GK efficiency and the Competition Final Ranking, having POR - 33.1% (8th place) and FRA -33.1% (14th place). Only ITA confirm the place in the Competition Final Ranking, last place with 25.1%, GK efficiency.

Then, the ALL STAR TEAM in MNE, was:

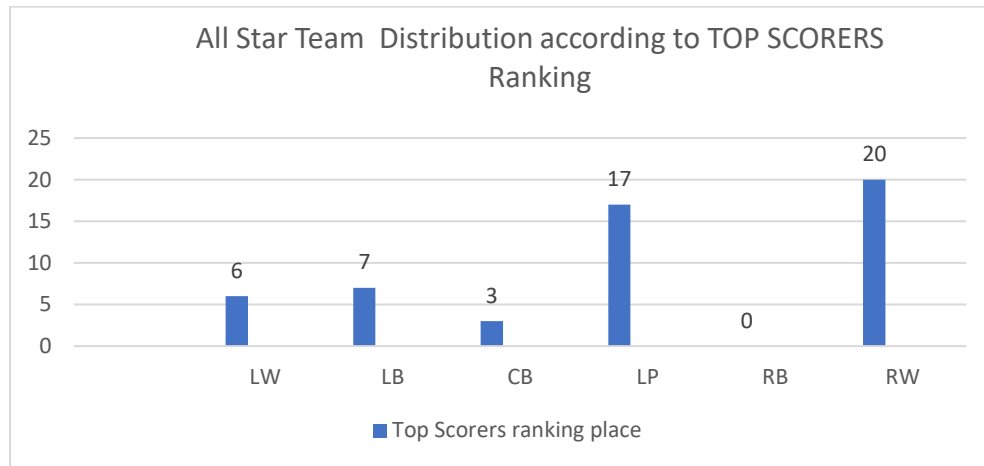
- GK – Diego Marquez (ESP);
- LW – David More (GER);
- LB – Kristof Csorgo (HUN);
- CB – Axel Manson (SWE);
- LP – Lars Larsen (NOR);
- **RB – Djordje Jelicic (ESP);**
- RW – Unciti Gonzales (ESP).

## Qualitative Aspects

Taking a short look at the ranking above, it can be observed that **RB – Djordje Jelacic (ESP)** is the only one which is not in the Final TOP SCORERS ranking position, all the others being on the 6<sup>th</sup> position (David More - GER), 7<sup>th</sup> position, (Kristof Csorgo - HUN), 3<sup>rd</sup> position (Axel Manson - SWE), 17<sup>th</sup> (Lars Larsen – NOR), 20<sup>th</sup> (Unciti Gonzales – ESP). (See graphic 1)

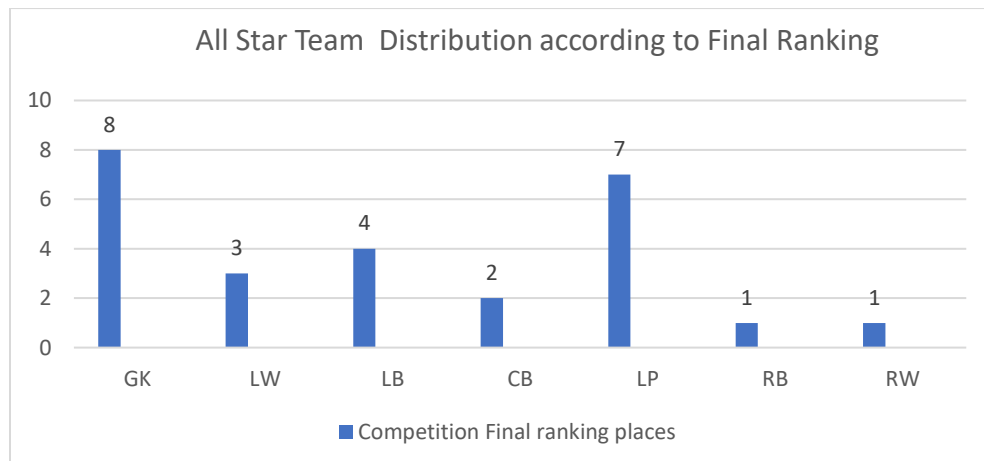
[M18 EHF EURO 2022 Montenegro \(eurohandball.com\)](https://www.eurohandball.com).

Graphic 1. Final ranking distribution of the players from ALL STAR TEAM



Comparing with the Final Rank position of the competition we are noticing that players who are in the ALL STAR TEAM, are from the places 1<sup>st</sup> (RW, RB), 2<sup>nd</sup> (CB), 3<sup>rd</sup> (LW), 4<sup>th</sup> (LB), 7<sup>th</sup> (LP) and 8<sup>th</sup> (GK). So, there are no players from the 5<sup>th</sup>, 6<sup>th</sup>, 9<sup>th</sup> or 10<sup>th</sup> positions, if we are referring to the first ten places of the final ranking. (See graphic 2).

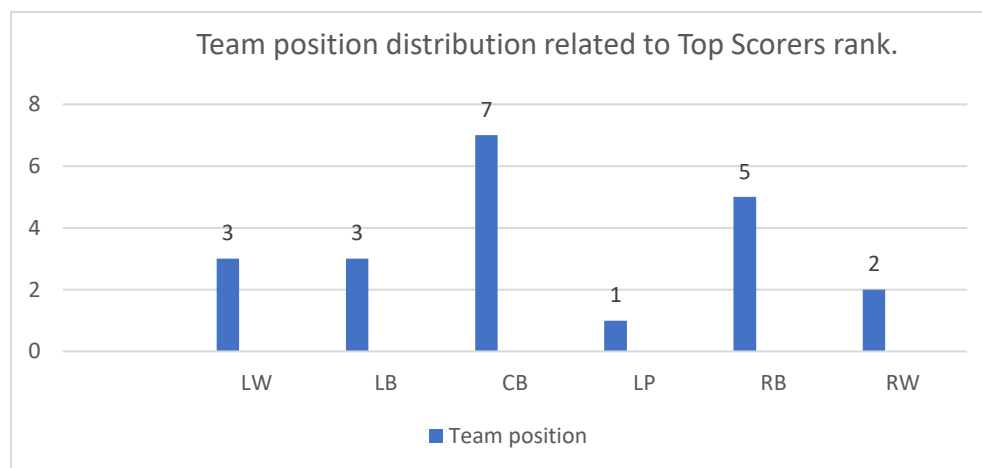
Graphic 2. Final ranking distribution of the players from ALL STAR TEAM.



The distribution of the team positions, according to the 25 players from the Final Top Scorers rank (see graphic 3), is as it follows:

- CB – 7 players (SWE, SLO, HUN, DEN, ESP, GER, MNE);
- LB – 6 players (FAR, MNE, POR, HUN, SRB, CRO);
- RB – 5 players (DEN, ESP, POL -2, MNE);
- LW -3 players (ITA, GER, FRA);
- RW – 2 players (ESP, CRO);
- LP – 1 player (NOR).

Graphic 3. Team position distribution related to Top Scorers rank.

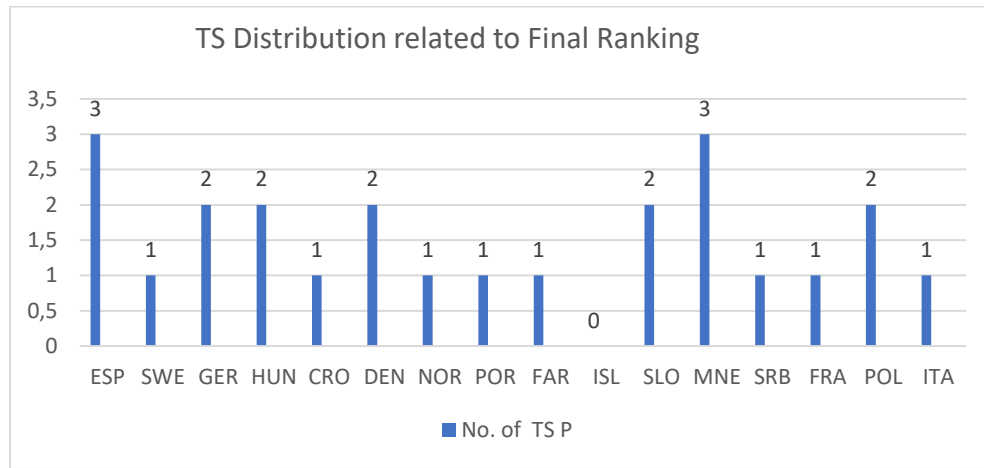


The Top Scorers distribution by countries is as it follows:

Table 1. Distributions of the players from Top Scorers (TS) Rank, related to Competition Final Rank positions.

| Contry /final rank position | ESP | SWE | GER | HUN | CRO | DEN | NOR | POR | FAR | ISL | SLO | MNE | SRB | FRA | POL | ITA |
|-----------------------------|-----|-----|-----|-----|-----|-----|-----|-----|-----|-----|-----|-----|-----|-----|-----|-----|
|                             | 1   | 2   | 3   | 4   | 5   | 6   | 7   | 8   | 9   | 10  | 11  | 12  | 13  | 14  | 15  | 16  |
| Nr. of top scorers          | 3   | 1   | 2   | 2   | 1   | 2   | 1   | 1   | 1   | 0   | 2   | 3   | 1   | 1   | 2   | 1   |

Graphic 4. Distributions of the players from Top Scorers (TS) Rank, related to Competition Final Rank positions.



From the Goalkeepers (GK) point of view, it could be appreciated the following aspects.

[M18 EHF EURO 2022 Montenegro \(eurohandball.com\)](http://eurohandball.com).

The GK from the finalists' teams are placed on the 8<sup>th</sup> and 12<sup>th</sup> position (ESP) with 28.9% and 27.3%, 7<sup>th</sup> (SWE) with 29.5%, 6<sup>th</sup> (GER) with 29.6% and 3<sup>rd</sup> (HUN) 31%, so only one, HUN, has the GK in the first 3 places in the Final GK efficiency statistics rank. But it must be mentioned that the HUN Goalkeeper (Borsos Mate) best statistics is about only one match played, all the others have had 6 or 7 played matches. The other HUN Goalkeeper, Radvanszki Attila, being on the 17<sup>th</sup> place, with 26.2% efficiency.

On the other hand, if we take into consideration the efficiency of GK from the played matches' points of view, we are able to conclude the following aspects:

**The 6 played matches GK.**

POR – 33.1%, FRA– 33.1%, POL– 28.5%, CRO– 28.5%, ESP– 27.3%, ISL– 27.1%, DEN– 26.7%, FRA– 26.7%, MNE– 26.6%, HUN– 26.2% .

**The 7 played matches GK.**

FAR – 30.5%, SRB– 30.2%, GER– 29.6%, SWE– 29.5%, ESP– 28.9%, NOR -28.7%, SLO – 26.1%, ITA – 25.1%.

Comparing to the GK efficiency, Total Shots vs 7m Penalty Shots, the situation is totally different. The first one is Lacok Aleksandar (66.7%) followed by NOR, FRA, ITA with 7 m efficiency over 40%. It is interesting that ESP has no GK in 7 m efficiency ranking positions. At the same time in the first ten positions we find only two teams from the podium, the GK from SWE – Skoog Arvid (33.3%), Holberg Schatzl Emil (22.2%) and GER – Buchele Julian (27.3%).

From the total of 20 GK, only six of them played all 7 matches (FAR, ITA, GER, SWE, SRB) and ten of them played 6 matches (NOR, SWE, POR, MNE, FRA, ISL, CRO, DEN, FRA), the rest of them played 5 (SLO, CRO, MNE) and 2 (FRA) matches.

Pychon Yann (FRA) has the same efficiency as Scarcelli Francesco (ITA), 42.9%, but the French one saved 3 out of 7 shots in 2 matches, while the Italian one saved the same 3 out of 7 shots, but in 7 matches.

## Game phase

Ranking places matches, finals and semifinals were analysed.

## Offence

- In most cases, when teams were playing with two pivots from the beginning of the game, the pivots were placed on the left and right between the lateral and the intermediar defenders, first and second defender, (SPA, GER);
- Most of times, the pivot was placed in the middle between central defenders (HUN, CRO, POR, NOR);
- When the pivot is changing positions from the middle spot to another spot, the pivot is settling between the 2nd and the 3rd defender on both sides (HUN, FAR, ITA);
- There are circumstances when the second pivots become the wings. This happens when the pivots are running from their position to the oposite space between 1st and 2nd defender (FRA, MNE, HUN, GER);

## Defence

- When the teams are in minority, they adapt their defence systems, oftentimes the deep defences become the line defences;
- One exception is ESP, when even minority the second right defender was advanced to LB (against SWE in final);
- In the situation of central pivot position, most teams choose to use advanced second defenders (DEN, POR, NOR, FAR, SLO, SRB);
- Interesting to mention is that the ESP defence system was quite versatile in the final against SWE; the main 3 – 3 system, became 4 – 2; in this situation those two advanced defenders where, in the first half, CB and LB, and in the second half, CB and RB; when they were in minority, ESP choose to stay advanced to Swedish LB;
- 6 - 0 defence system, it was used by most teams but with some particular details such as:
  - Advanced to 9 meters, SWE, NOR, FRA, POL;
  - With advanced 2nd defenders, when central pivot, FAR, POR, NOR, DEN;
  - With transition to 5 – 1, SLO, SWE;
  - With advanced opposite 2nd and 3rd defender, related to pivot position, SRB, POR;
- 3 – 2 – 1, system which is characteristic, as expected, to CRO, SRB, MNE, SLO; but only CRO and MNE used this for the entire duration of the game;
- SLO and SRB, used 6 – 0, but SLO transformed from time to time into 5 – 1;
- some teams transformed their basic defence system, 6 – 0 or 5- 1 into 3-2-1, e.g. DEN, in the 2nd half against CRO; in this game, DEN speculate very well the big spaces between CRO defenders, then more goals were scored from the wings' positions;
- we can appreciate that the basic „Yugoslavian 3 – 2 – 1” defence system, (See fig. 1.) is adapted to the teams' characteristics and became „Scandinavian 3 – 2 – 1 defence system”, DEN,(See fig. 2.), meaning that the 2 defenders are not more than max 9-10 meters, and the central one is max 10-11 meters in front;
- Quick retrieve in defence was very well applied by all teams.



Fig.1.

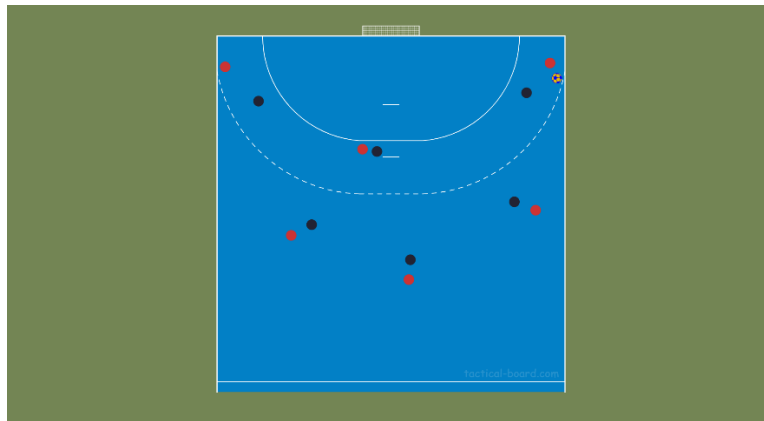


Fig. 2.



## Trend analysis

Firstly, it must be mentioned that some teams have not matched up to the expectations, like FRA. for example - „France disappointed with their 14th place, having won only two games in the entire competition, which means they will only compete at M20 EHF Championship level in 2024” ([Five takeaways from the intense M18 events \(eurohandball.com\)](https://eurohandball.com)).

Another pleasant surprise is FAR which gave the Top Scorer player, Mittun Oli. “No player had ever before scored so many goals at an M18 EHF EURO like Faroe Islands’ Oli Mittun: the left back netted an incredible 80 times in seven matches in Montenegro over the last 10 days, an average

of 11.4 goals per game. It is pretty unusual the MVP in a tournament comes from a team that did not make the semi-finals, as Faroe Islands only finished ninth”.

[\(Five takeaways from the intense M18 events \(eurohandball.com\)\).](#)

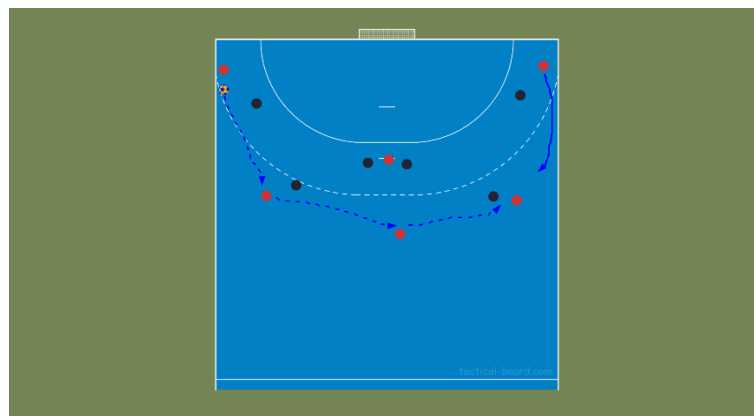
NOR was also a team with an interesting perspective, as it had won three matches in the Group phase, but ended up finishing on the 7<sup>th</sup> place after a match against the inconvenient team of POR. “Norway also look set for a bright future, having finished the group phase with three wins in three matches (against Denmark, Slovenia, and Serbia) before they faltered in the main round and finished on the seventh place, due to the lack of depth and experience.”

[\(Five takeaways from the intense M18 events \(eurohandball.com\)\).](#)

Then, from a defensive point of view it could be appreciated the following aspects:

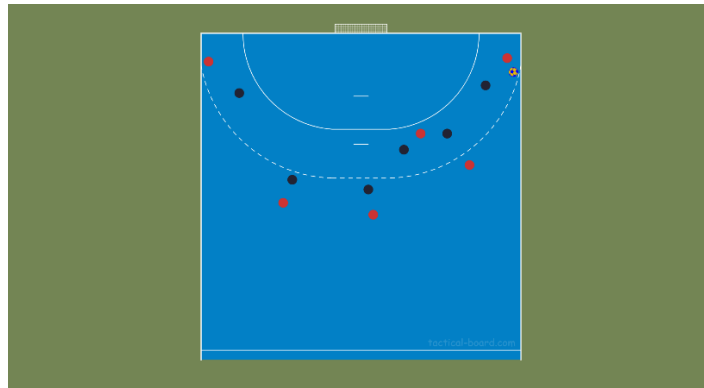
- A general trend is all the 6 – 0 systems, played with the second defenders advanced at 9-10 meters, when pivot it was placed central. (See fig.3.)

Fig. 3.



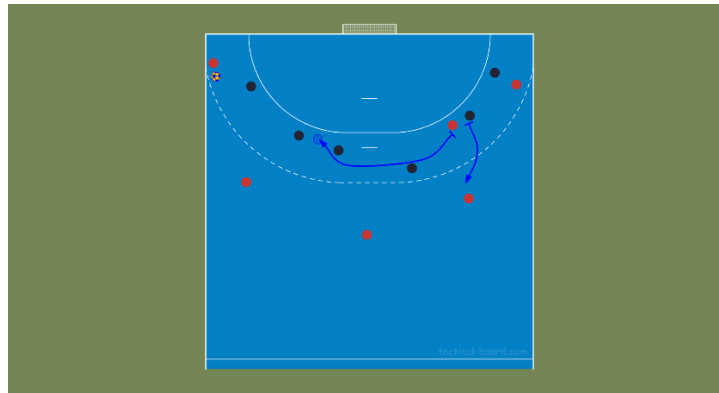
- The same system used advanced central and second defender on the opposite side, when the pivot is between 2 and 3. (See fig. 4.)

Fig.4.



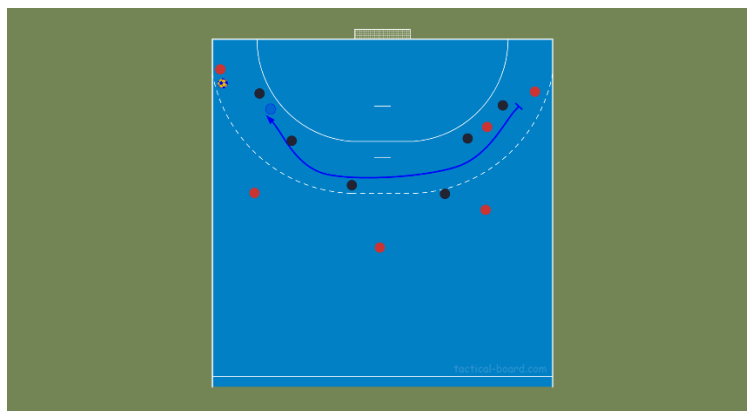
- When pivot leaves the initial position between 2 and 3 defenders, always the second defender immediately advances at 9-10 meters. (See fig.5.)

Fig. 5.



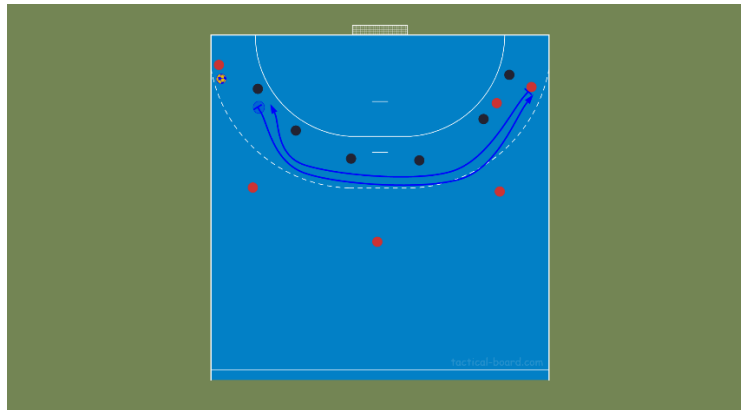
- Wings have been used as a second pivot, all the times on the opposite sides of the real one. (See fig. 6.)

Fig. 6.



- In this situations wings has some clear tasks to accomplish, such as staying on the pivot's spot until the tactical situation is solved, or going back to the on the wing's position. (See fig. 7.)

Fig.7.



- The attack against 3-2-1, defense system, was solved with wing throwing's most of the times.

It is interesting to see how teams such as SRB and SLO didn't use the 3-2-1 defense system. On the other hand, this system works well only for CRO, 5<sup>th</sup> place.

Fast Throw Off and 2<sup>nd</sup> wave of attack are still the most efficient ways of scoring.

Team collaboration between 9 meters players it is one of the most efficient ways of scoring (7 CB, 6 LB, 5 RB in the Top Scorers Rank).

Pivot has a very important role in tactical situation.

### Outstanding players

According to [Spain complete historic double with M18 EHF EURO 2022 title \(eurohandball.com\)](https://eurohandball.com), the players from ALL STAR TEAM were:

- GK – Diego Marquez (ESP), LW – David More (GER), LB – Kristof Csorgo (HUN), CB – Axel Manson (SWE), LP – Lars Larsen (NOR), RB – Djordje Jelcic (ESP), RW – Unciti Gonzales (ESP).
- Best defender: Pelle Segertoft (Sweden);
- Most valuable player: Óli Mittun (Faroe Islands);

- Top scorer: Óli Mittun (Faroe Islands, 80 goals).

All of the players above have to be kept in focus, but at the same time, one of the most skillful player is De Angeli Tommaso from ITA. Close to all those players are Hribersek Nejc (SLO) and Premovic Rados (MNE).

## Conclusions

- All teams often used the efficient Fast Throw Off, Fastbreak and 2nd wave of attack;
- The most efficient way of scoring against 3-2-1 defence system is from the wings' positions;
- All defence systems were adapted to different circumstances; most times, in the last five minutes, they all become 6 – 0;
- When the pivot is central the intermediar defenders are advanced to 9-10 meters;
- The transformation of the wings as a second pivot is more and more used by all teams;
- Goalkeepers are more important in the teams evolution;
- 7 against 6 attack system was not a priority for more teams;
- The relation "one to one" is the essential way of solving the attack situation;
- Good Fair Play attitude, taking into consideration the distribution of the RCR and RCS during the entire event;
- Physical preparation becomes more and more important as it is an element which can make the difference between winners and losers.

## References

[Five takeaways from the intense M18 events \(eurohandball.com\)](https://eurohandball.com/news/five-takeaways-from-the-intense-m18-events)

[Ivano Balic to mentor talents at M18 EHF EURO 2022 \(eurohandball.com\)](https://eurohandball.com/news/ivano-balic-to-mentor-talents-at-m18-ehf-euro-2022)

[M18 EHF EURO 2022 Montenegro \(eurohandball.com\).](https://eurohandball.com/news/m18-ehf-euro-2022-montenegro)

[Meet the stars of the YAC summer 2022 \(eurohandball.com\)](https://eurohandball.com/news/meet-the-stars-of-the-yac-summer-2022)

[Spain complete historic double with M18 EHF EURO 2022 title \(eurohandball.com\)](https://eurohandball.com/news/spain-complete-historic-double-with-m18-ehf-euro-2022-title)